



**AGENDA
CITY OF CEDAR FALLS, IOWA
STANDING COMMITTEE MEETING
MONDAY, APRIL 03, 2023
5:35 PM AT CITY HALL, 220 CLAY STREET**

Committee meetings will begin at the time noted above with succeeding Committee meetings starting immediately following the conclusion of the previous meeting. Time periods for individual topics represent an estimate and is based on the time of completion of the previous Committee topic.

Call to Order

Roll Call

Community Development Committee

1. "Low Mow May" Presentation.
(15 Minutes, Mayor Rob Green and ISU Extension Urban Agriculture Specialist Steven Eilers)

Finance & Business Operations Committee

1. FY2024 Budget Presentation.
(60 Minutes, Finance & Business Operations Director Jennifer Rodenbeck)

Adjournment



MAYOR ROBERT M. GREEN

CITY OF CEDAR FALLS, IOWA

220 CLAY STREET
CEDAR FALLS, IOWA 50613
PHONE 319-273-8600
FAX 319-268-5126
www.cedarfalls.com

FROM: Mayor Robert M. Green
TO: City Council
DATE: March 28, 2023
SUBJECT: **Community Development Committee Presentation on “Low Mow May”**

REF: (a) Cedar Falls Code of Ordinances Sec. 17-246: Noxious weeds prohibited
(b) CFD 1117.22: Council Policy – Official City Proclamations

1. In April 2022, the City Council passed a resolution to not enforce the city’s code on noxious weeds (reference (a)), at the request of citizens to participate in the “No Mow May” movement to provide food for pollinators early in the season.
2. While the intent was sound, the downsides of the experiment were significant; in some cases, yards were very difficult to get back into compliance with the code in June, and resulted in significant piles of clippings which damaged yards.
3. I do not wish for the concept to be abandoned entirely, and so have asked Steve Eilers, Urban Agriculture Specialist from the ISU Extension Office in Waterloo, to present alternatives to No Mow May which I believe you will find agreeable.
4. Cedar Falls was an early adopter in Iowa for “No Mow May”, and other cities in Iowa have contacted me for information about our intentions this year. To broadcast the city’s intentions, I have taken the liberty of drafting a proclamation for council consideration and approval in accordance with reference (b).
5. Because grass heights in a “Low Mow May” initiative would still remain under 8” as required by reference (a), no resolution would be required to suspend enforcement of any part of the city code.
6. Please feel free to contact me with any questions about the initiative or the proclamation.

Xc: City Administrator

###

No Mow May or “May”be Not



Disclaimer

- Iowa State Extension and Outreach is not for or against No Mow May. We are very supportive of pollinators and practices that will help pollinators thrive. We are not telling you how to keep your lawn or property, we are offering research-based facts and ideas that will help you make the decision that best fits your needs and help you understand the decisions of your friends and neighbors. Some people will embrace No Mow May, some people cannot or will not participate and we must respect all choices.

The Upside of No Mow May

- The goal is to not mow your lawn in the month of May to promote the growth of wildflowers for habitat and forage for early spring pollinators
- Early spring pollinators coming out of hibernation, such as bumblebees, need nectar to begin creating their colonies for the summer but have a limited food source
- At least one early study showed that unmown yards in the city have a 5Xs increase in the number of bees
- By leaving dandelion, clover, creeping Charlie, and violets, you can provide more food for pollinators when many other flowers are not yet in bloom



Did You Know?

**NORTH
AMERICA HAS
4,000
SPECIES OF NATIVE BEES
70% OF THEM
NEST IN THE GROUND**

The Downsides of No Mow May

- **Most cities have some type of weed ordinance that are created to:**
- Reduce noxious weeds
- Manage pest problems like mice or rats
- Prevent dangerous property conditions
- Minimize allergens
- Maintain the aesthetics and property values in the community



Please Note...

- If you spray your lawn with chemicals to prevent violets, clover and dandelions, No-Mow May is not going to do any good. All you will have is long grass and no food for the bees.



No Mow May Alternatives

- Mow Less Often May- only 2xs?
- Mow Later May- wait until May 15?
- Mow Higher May – 3.5 to 4 inches
- Create a No Mow May patch or area *
- Create a pollinator friendly area*
- Cut down on or stop using lawn chemicals



Create a No Mow Patch or Area

- Leave a narrow strip along a fence or building unmown for May
- Create a 3x5 front yard patch and add a sign to promote it
- Add a fence around the area
- *It's temporary- you can mow it June 1st!*
- *Share it on social media*

Sometimes supporting your local pollinators is as simple as this :)



Create a Pollinator Friendly Area

- Leave an area between buildings or behind a garage a bit wild
- Leave the leaves in Fall or pile them in one area for nesting
- Plant a mix of annuals, perennials and clover along a fence
- Add a bee waterer or “bee bath”



Thanks for listening!



Steven Eilers

Urban Agriculture Specialist

Iowa State University Extension and Outreach

Black Hawk County

3420 University Avenue, Suite B

Waterloo, Iowa 50701

seilers@iastate.edu

Phone: 319-234-6811

www.extension.iastate.edu/blackhawk

FY 24 Budget Presentation

FBO Committee

April 3, 2023



Budget Presentation

Item 1.

- **Two Parts Tonight**
 - I. **Reminder of Current Proposed Budget**
 - II. **Discussion of Proposed Changes**

Part I

Budget as Currently Proposed

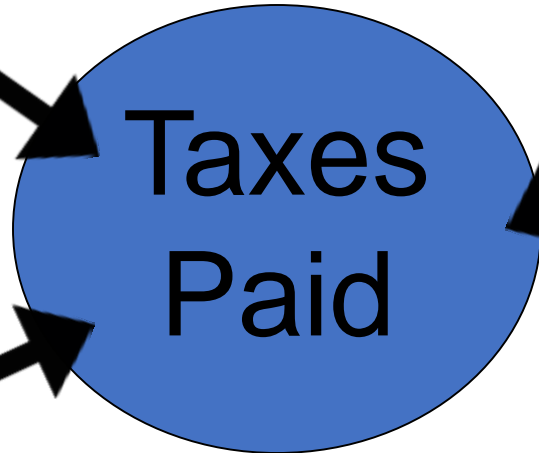




Valuations



Rollback



\$Tax Rate

Budget Schedule

- March 6th – Set Public Hearing Date for Maximum Levy rate
- March 7th – Publish Maximum Levy rate
- March 20th – Hold the Hearing for Maximum Levy dollars
- March 20th – Set Public Hearing Date for Approval of the Budget
- March 21st – Publish the Budget for Hearing
- April 3rd – Hold Public Hearing on Budget

Certify Budget to County before deadline of April 30th.

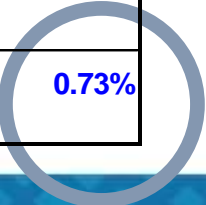
Budget Schedule - Revised

- **March 20th** – Set Public Hearing Date for Maximum Levy rate
- **March 21st** – Publish Maximum Levy rate
- **April 3rd** – Committee Meeting to Discuss Potential Changes
- **April 3rd** – Hold the Hearing for Maximum Levy dollars
- **April 3rd** – Set Public Hearing Date for Approval of the Budget
- **April 4th** – Publish the Budget for Hearing
- **April 17th** – Hold Public Hearing on Budget

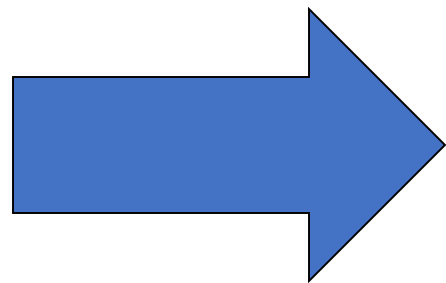
Certify Budget to County before deadline of April 30th.

Max Levy Resolution

CITY NAME		NOTICE OF PUBLIC HEARING -PROPOSED PROPERTY TAX LEVY			CITY CODE
Cedar Falls		Fiscal Year July 1, 2023 - June 30, 2024			07-046
Iowa Department of Management		Current Year Certified Property Tax	Budget Year Effective Property Tax	Budget Year Proposed Maximum Property Tax	Annual % CHG
		2022/2023	2023/2024**	2023/2024	
Regular Taxable Valuation	1	2,064,620,691	2,068,909,898	2,068,909,898	
Tax Levies:					
Regular General	2	\$16,723,428	\$16,723,428	\$16,758,170	
Contract for Use of Bridge	3	\$0	\$0	\$0	
Opr & Maint Publicly Owned Transit	4	\$456,100	\$456,100	\$474,340	
Rent, Ins. Maint. Of Non-Owned Civ. Ctr.	5	\$0	\$0	\$0	
Opr & Maint of City-Owned Civic Center	6	\$0	\$0	\$0	
Planning a Sanitary Disposal Project	7	\$0	\$0	\$0	
Liability, Property & Self-Insurance Costs	8	\$249,340	\$249,340	\$312,770	
Support of Local Emer. Mgmt. Commission	9	\$576,590	\$576,590	\$1,104,190	
Emergency	10	\$0	\$0	\$0	
Police & Fire Retirement	11	\$1,136,090	\$1,136,090	\$1,123,780	
FICA & IPERS	12	\$1,593,540	\$1,593,540	\$1,639,300	
Other Employee Benefits	13	\$1,473,770	\$1,473,770	\$957,840	
*Total 384.15A Maximum Tax Levy	14	\$22,208,858	\$22,208,858	\$22,370,390	0.73%
Calculated 384.15A Maximum Tax Rate	15	\$10.75687	\$10.73457	\$10.81265	



FY23 \$11.51



FY24 \$11.74

Increase of 23 cents

Property Tax Effect – FY24

	<u>Residential</u>	<u>Commercial</u>	<u>Industrial</u>	<u>Multi-Residential</u>
Assessed Value	\$ 100,000	\$ 500,000	\$ 1,000,000	\$ 500,000
FY23 Rollback	54.13%	90.00%	90.00%	63.75%
Rollback Value	\$ 54,130	\$ 450,000	\$ 900,000	\$ 318,750
FY23 Tax Rate	11.510	11.510	11.510	11.510
FY23 Taxes Paid	\$ 623.04	\$ 5,179.50	\$ 10,359.00	\$ 3,668.81
FY24 Value	\$ 100,000	\$ 500,000	\$ 1,000,000	\$ 500,000
Revaluation	0.00%	0.00%	0.00%	0.00%
Assessed Value	\$ 100,000	\$ 500,000	\$ 1,000,000	\$ 500,000
FY24 Rollback	54.65%	90.00%	90.00%	54.65%
Rollback Value	\$ 54,650	\$ 450,000	\$ 900,000	\$ 273,251
FY24 Tax Rate	11.740	11.740	11.740	11.740
FY24 Taxes Paid	\$ 641.59	\$ 5,283.00	\$ 10,566.00	\$ 3,207.96
(Projected)				
Change in Taxes Paid	\$ 18.55	\$ 103.50	\$ 207.00	\$ (460.85)
Percentage Change	2.98%	2.00%	2.00%	-12.56%

Illustrates the Tax Burden Shift

FY24 Budget Action

- Recommendation - Motion to recommend to City Council to approve the maximum levy as published.
- However, direct staff to incorporate the agreed upon changes in the next slides into the FY24 budget for the formal budget adoption by City Council on April 17th. ■

Part II

Proposed Budget Changes



FY24 Budget Cuts

Line Item	General Fund Savings	Cumulative Total	Levy Amount	Levy Rate	New Levy Rate	Effect on Residential-%	Effect on Res \$100K House	Effect on Commercial	Effect on Multi-Res
Total Levy Amount Proposed		-	\$ 24,502,657	\$ 11.74	\$ 11.74	2.98%	\$ 18.55	2.00%	-12.56%
CIP item Housing Conversion of \$100,000 - \$15,000 carryover from FY23 *	\$ (15,000)	(15,000)	24,487,657	(0.01)	11.73	2.91%	18.16	1.94%	-12.62%
Use Reserve of Housing Conversion of \$70,000 held over from FY23 **	(70,000)	(85,000)	24,417,657	(0.03)	11.70	2.62%	16.31	1.64%	-12.87%
Use Housing Conversions \$s for other general fund projects ***	(75,000)	(160,000)	24,342,657	(0.04)	11.66	2.30%	14.33	1.33%	-13.14%
CIP item Strategic Plan - Use Zoning Carryover ****	(12,500)	(172,500)	24,330,157	(0.01)	11.66	2.25%	14.00	1.27%	-13.18%
Delay Strategic Plan or Private Funding for project *****	(12,500)	(185,000)	24,317,657	(0.01)	11.65	2.19%	13.67	1.22%	-13.23%
Remove Vacant PT Building Inspector Position	(48,210)	(233,210)	24,269,447	(0.02)	11.63	1.99%	12.39	1.02%	-13.40%
Remove Additional Staffing Position - PT to FT Rec	(40,260)	(273,470)	24,229,187	(0.02)	11.61	1.82%	11.33	0.85%	-13.55%
Remove Additional Staffing Position - Library Assistant	(60,160)	(333,630)	24,169,027	(0.03)	11.58	1.56%	9.74	0.60%	-13.76%
Remove Additional Staffing Position - PT to FT Vehicle Maint - 1/2 Cost	(16,250)	(349,880)	24,152,777	(0.01)	11.57	1.49%	9.31	0.53%	-13.82%
Remove Additional Staffing Position - Property Acquisition Specialist	(76,780)	(426,660)	24,075,997	(0.04)	11.53	1.17%	7.28	0.21%	-14.10%
Remove Additional Staffing Position - PT Code Enforcement	(40,670)	(467,330)	24,035,327	(0.02)	11.51	1.00%	6.21	0.04%	-14.24%
Remove Additional Staffing Position - PSO	(103,130)	(570,460)	23,932,197	(0.05)	11.46	0.56%	3.49	-0.40%	-14.62%
Remove Additional Request - Canine Annual Cost	(12,000)	(582,460)	23,920,197	(0.01)	11.46	0.51%	3.17	-0.45%	-14.66%
				-					
Total Difference	\$ (582,460)			\$ 11.46					

FY24 Budget Changes - Motion

Item 1.

- Motion to use \$15,000 of the Housing Conversion carryover from FY23 and \$70,000 of the Housing Conversion carryover from FY22 towards the FY24 Housing Conversion amount.
 - **Reduction to FY24 Budget - \$85,000**
 - **Reduction to Tax Rate - 4 cents**

FY24 Budget Changes - Motion

Item 1.

- Motion to not proceed with the full Housing Conversion program from FY24 and use \$75,000 for other general fund projects.
 - **Reduction to FY24 Budget - \$75,000**
 - **Reduction to Tax Rate - 4 cents**

FY24 Budget Changes - Motion

Item 1.

- Motion to use \$12,500 of the Zoning carryover from FY22 to fund the Strategic Plan in FY24.
 - **Reduction to FY24 Budget - \$12,500**
 - **Reduction to Tax Rate - 1 cent**

FY24 Budget Changes - Motion

Item 1.

- Motion to delay the Strategic Plan or try and find private or grant funding to fund the Strategic Plan in FY24.
 - **Reduction to FY24 Budget - \$12,500**
 - **Reduction to Tax Rate - 1 cent**

FY24 Budget Changes - Motion

Item 1.

- Motion to remove from the FY24 Budget the vacant part time building inspector position.
 - **Reduction to FY24 Budget - \$48,210**
 - **Reduction to Tax Rate - 2 cents**

FY24 Budget Changes - Motion

Item 1.

- Motion to remove from the FY24 Budget the additional staffing request in the Rec Division for a part time position to move to full time.
 - **Reduction to FY24 Budget - \$40,260**
 - **Reduction to Tax Rate - 2 cents**

FY24 Budget Changes - Motion

Item 1.

- Motion to remove from the FY24 Budget the additional staffing request in the Library Division for a full time library assistant.
 - **Reduction to FY24 Budget - \$60,160**
 - **Reduction to Tax Rate - 3 cents**

FY24 Budget Changes - Motion

Item 1.

- Motion to remove from the FY24 Budget the additional staffing request in the Vehicle Maintenance Division for a part time position to move to full time. (Only ½ the cost affects property taxes)
 - **Reduction to FY24 Budget - \$16,250**
 - **Reduction to Tax Rate - 1 cent**

FY24 Budget Changes - Motion

Item 1.

- Motion to remove from the FY24 Budget the additional staffing request in the Legal Division for a full time property acquisition specialist.
 - **Reduction to FY24 Budget - \$76,780**
 - **Reduction to Tax Rate - 4 cents**

FY24 Budget Changes - Motion

Item 1.

- Motion to remove from the FY24 Budget the additional staffing request in the Building Division for a part time code enforcement officer.
 - **Reduction to FY24 Budget - \$40,670**
 - **Reduction to Tax Rate - 2 cents**

FY24 Budget Changes - Motion

Item 1.

- Motion to remove from the FY24 Budget the additional staffing request for a Public Safety Officer and the Canine Program.
 - **Reduction to FY24 Budget - \$115,130**
 - **Reduction to Tax Rate - 6 cents**

FY24 Budget Changes - Motion

Item 1.

- Any additional Changes/Motions?

FY24 Budget Changes - Summary

Item 1.

- Summary of Changes:
- Motion to direct staff to incorporate the agreed upon changes into the FY24 Budget for formal adoption at the Budget Hearing on April 17th.